
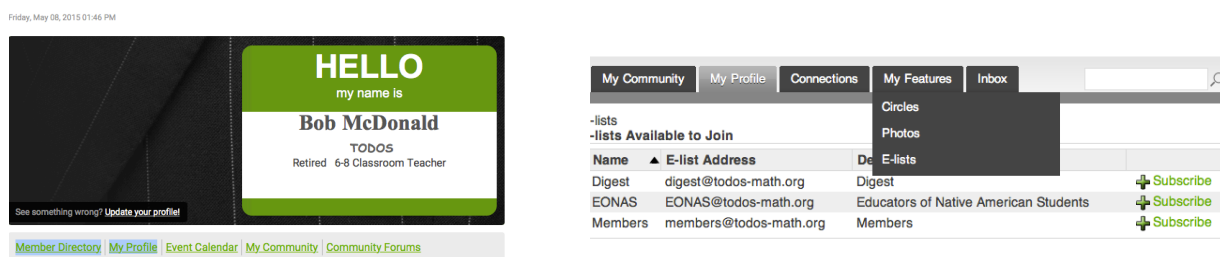


How to access the E-lists (and other items)

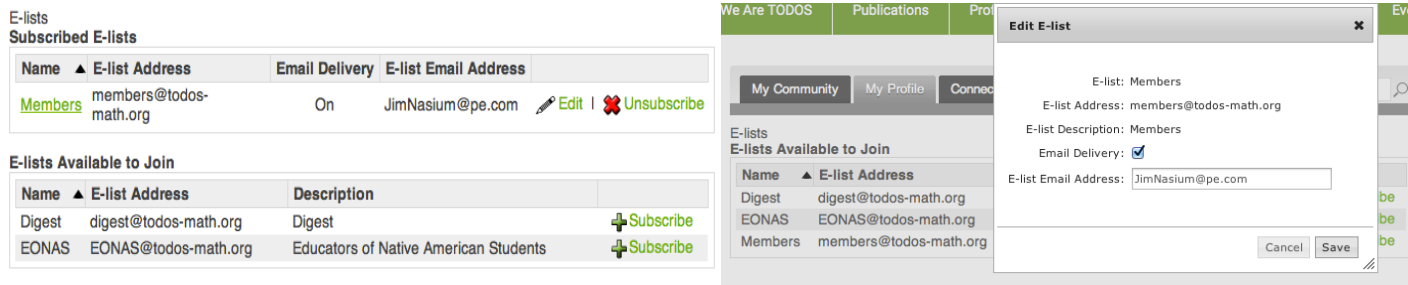
First you will need to login. Click the Member login tab. If you don't know your username and password, click on the small green "forgot your password link" and enter the email address associated with your TODOS Membership. You will receive your username and password.



After you have logged on – You will see a section labeled My Profile (Fig A). Then go to the E-Lists tab, which is under the Features tab (Figure B)



You will then see the E-Lists that are available to you - for most of us, there will be three – The **members E-List** – which comes out in ‘real time’. The **digest** – which is sent twice a month and contains a compilation of pertinent items from the members list. There is also the **EONAS** list (Educators of Native American Students) a special Interest group of TODOS. You can subscribe to all or any of these lists. Figure 3 shows where you would subscribe or unsubscribe from these lists. Figure 4 shows the box where you will subscribe to the list you chose.



Make sure that your email is entered correctly, as our system does not crosscheck this information. If you have subscribed correctly, you should receive a welcome email from the E-List. Please note that if your membership lapses for even a day, you will be unsubscribes from any E-lists and will need to “re-up”. If you would like assistance with this, contact Bob McDonald mac@todos-math.org.

While you are in the profile section, you might want to update your profile information and perhaps add a picture. TODOS looks forward to seeing an increase in the social circle area of our website.